

ULTRA LONG Series Specification

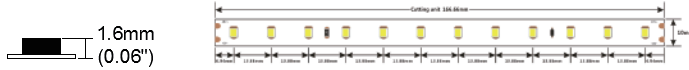
DS872

48V-10mm



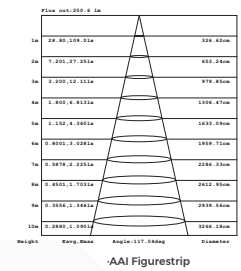
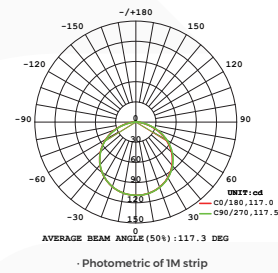
【General description】

- 60m long strip driven by one end power supply with the same brightness from end to end
- Wide range of input voltage/reverse connecting&over temperature protection
- MAX 60°C operating temperature
- Life longer than 60000H, Ta: -25~40°C; Tc: 75°C (max)
- UL/UACK/CE/ROHS/REACH certification



【Dimension】

- | | |
|--|--------------------------------------|
| Input voltage: DC48V | Max.length: 60000mm(196.85') |
| CRI: 80/90/95 | Cutting unit: 12leds/166.66mm(6.56") |
| Max.power: 3.74W(1m) | LED pitch: 13.88mm(0.547") |
| Power range: 2.88~3.74W(1m) | Min. bend diameter: Φ60mm(2.36") |
| Rated current: 0.069A(1m) /4.14A(60m) | Mounting: 3M tape |
| Typical Power: 3.31W(1m) /198W(60m) | Copper foil: 3oz |
| tape IP: IP20/IP65/IP67 | |
| On-off times: 10000 (test times) | |
| Warranty: 5 years indoors / 3 years outdoors | |

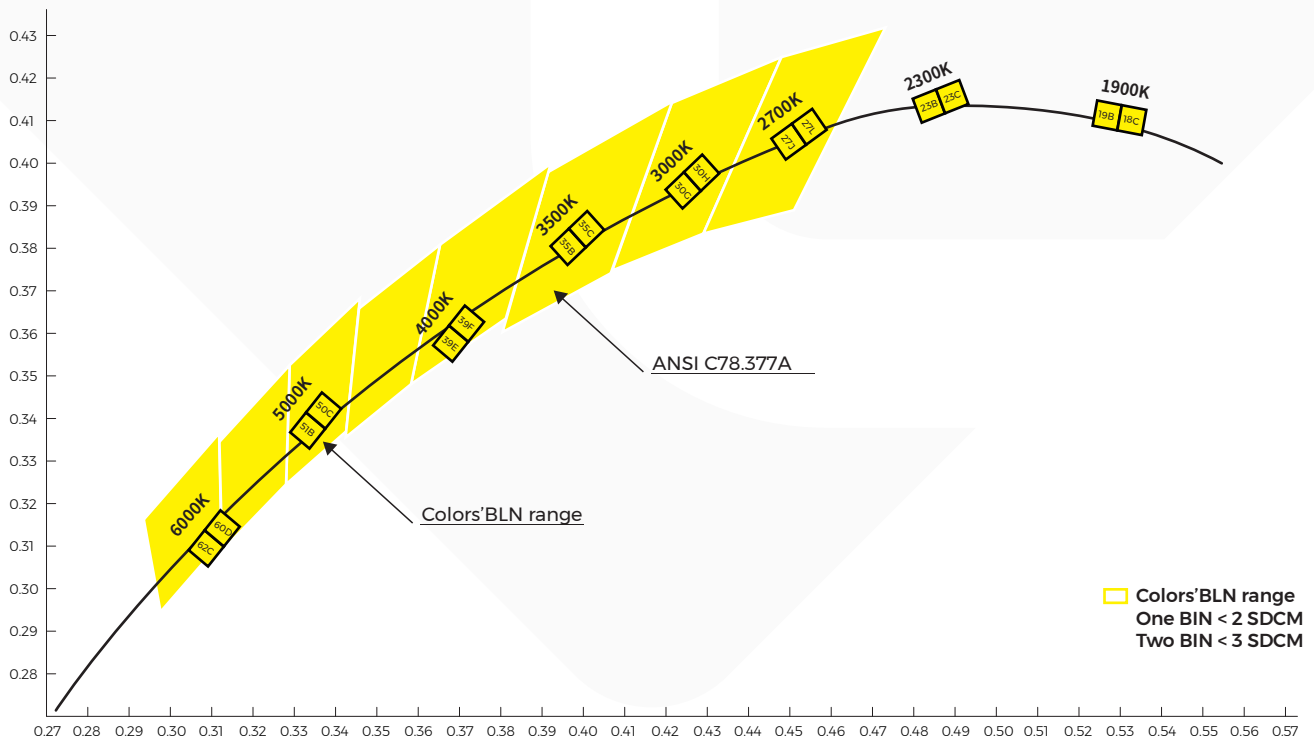


【Photo-electric Parameters】

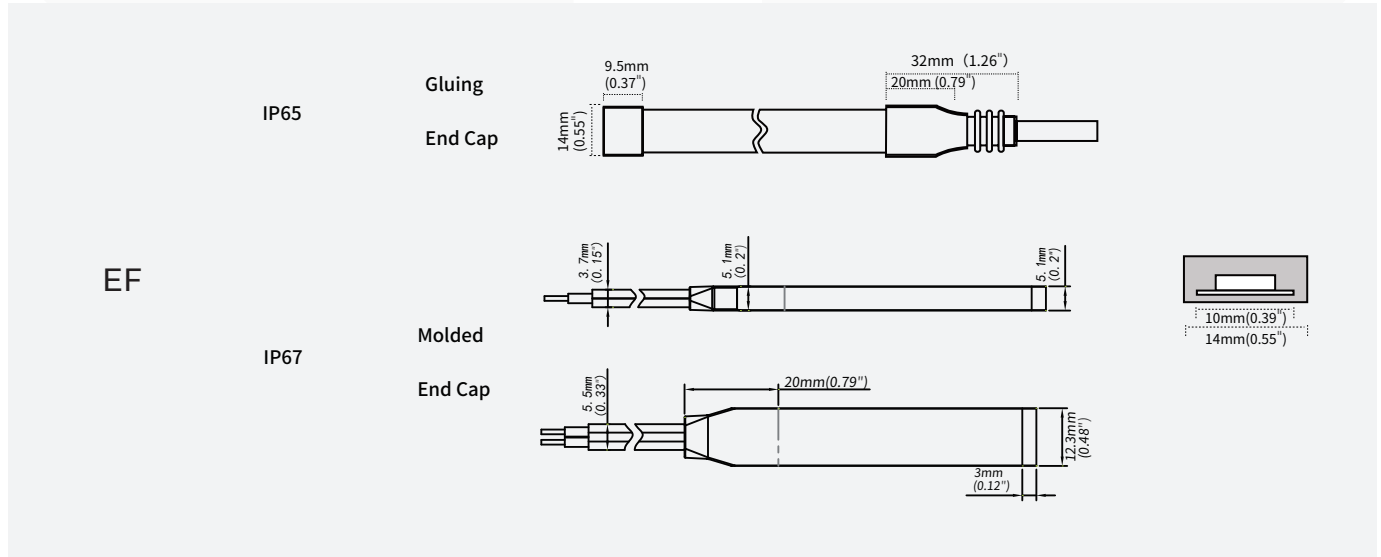
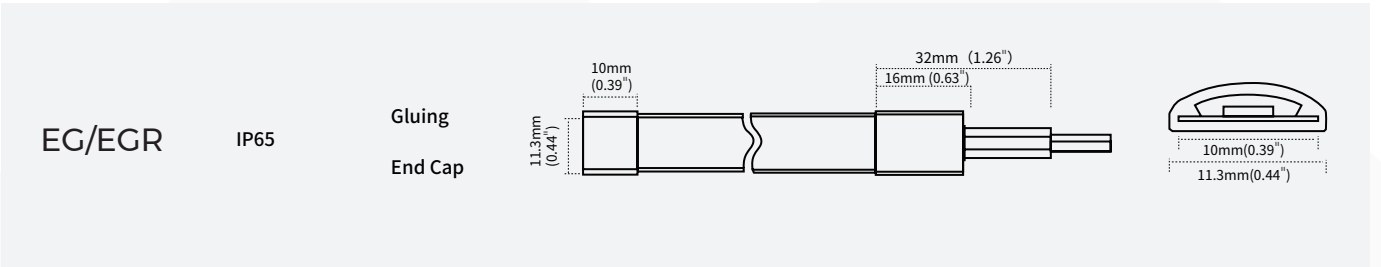
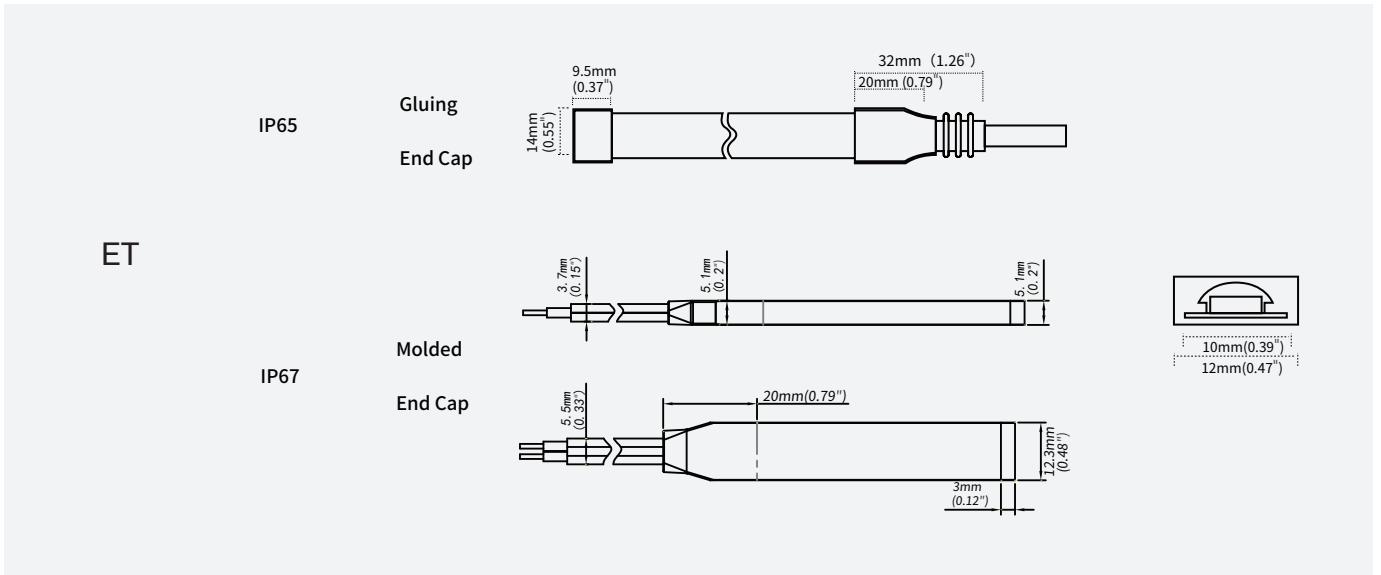
CRI	Color	CCT	Lumen(lm/m)	Lumen(lm/ft)	lm/W	ErP 2019
Ra>80	GW	1900K	305	90	93	F
Ra>80	LW	2300K	335	100	102	F
Ra>80	SW	2700K	355	105	108	F
Ra>80	WW	3000K	370	110	112	F
Ra>80	PW	3500K	375	110	114	F
Ra>80	NW	4000K	385	115	117	F
Ra>80	DW	5000K	385	115	117	F
Ra>80	W	6000K	370	110	112	F
Ra>90	GW	1900K	260	80	79	G
Ra>90	LW	2300K	290	85	88	G
Ra>90	SW	2700K	310	95	94	F
Ra>90	WW	3000K	320	95	98	F
Ra>90	PW	3500K	330	100	100	F
Ra>90	NW	4000K	340	100	103	F
Ra>90	DW	5000K	340	100	103	F
Ra>90	W	6000K	320	95	98	F

CRI	Color	CCT	Lumen(lm/m)	Lumen(lm/ft)	lm/W	ErP 2019
Ra>95	GW	1900K	200	60	61	G
Ra>95	LW	2300K	230	70	70	G
Ra>95	SW	2700K	250	75	76	G
Ra>95	WW	3000K	260	80	80	G
Ra>95	PW	3500K	260	80	80	G
Ra>95	NW	4000K	300	90	91	G
Ra>95	DW	5000K	280	85	86	G







- 1.The tolerance of output data can be vary up to 10%.
- 2.the output data tested according to IES TM-30-15.
- 3.the output data is based on IP20/lmerter, data of 5m in only for reference.
- 4.IP protection process leads changes to size, CCT and luminous flux.













[IP process information]








【Electronic & output data】

IP Process	Picture	Picture description	Size	optional CCT/color for finished product	lumen output rate
NO		No proof	10mm*1.5mm	1900K/2300K/2700K/3000K/3500K/ 4000K/5000K/6000K/C/B	100%
NA		Nano-proof	10mm*1.6mm	1900K/2300K/2700K/3000K/3500K/ 4000K/5000K/6000K/C/B	98%
ET		Extrusion tube	12mm*4.8mm	1900K/2300K/2700K/3000K/3500K/ 4000K/5000K/6000K/C/B	88%
EG		Extrusion curved tube	11.3mm*3.8mm	1900K/2300K/2700K/3000K/3500K/ 4000K/5000K/6000K/C/B	88%
EGR		Milky white all-inclusive hollow arc extrusion	11.3mm*3.8mm	2300K/2700K/3000K/4000K/C/B	85%
EF		Extrusion filling	12mm*5mm	2300K/2900K/3400K/3850K/5800K/ 8750K/15000K/C/B	86%

【Accessories Information】

Name	Picture	Code	coding	description
Connector for FPC and FPC		81-01-000002-000038	CBB210-NOTA	10MM-2P solder-free connector (board-to board)\ suitable for bare board 10mm width strip light
Connector for wire and FPC		81-01-000002-000039	CXB210-NOTA	10MM-2P solderless connector(wire to board)\ Compatible with 20&22AWG wire\20#(6A);22#(4A)\ Applicable to bare board 10mm width lamp strip
Protective connector for FPC and FPC		81-01-000002-000056	CBB210-EFWA	10MM-2P protective solderless connector (board-to-board)\applicable to 10mm width\ EF lamp strip
Protective connector for FPC and FPC		81-01-000002-000057	CXB210-EFWA	10MM-2P protective solderless connector(wire to board)\20AWG wire(6A)\applicable to 10mm width\EF lamp strip
L-connector for FPC and FPC		81-01-000002-000053	CBBL210-NOTA	10MM-2P solderless (L) connectors (board-to board)\ for bare board 10mm width light strip
Fixed Clip		94-02-00-0003	FSW10SA	Silicone clip, screw: PA 3*8mm, suitable for 10mm FPC,EF/ET strip
Gas phase rubber plug		94-02-00-0040	DT10EG-A	Translucent gas phase adhesive plug, suitable for 10mm wide silicone extrusion eg lamp with plug
Gas phase gel plugging		94-02-00-0041	DW10EG-A	Translucent gas phase adhesive plug, suitable for 10mm wide silicone extrusion eg lamp with end plug
Silicone Plug Kit		94-02-00-0046	DT10EA-A	Silicone plug kit is suitable for 10mm board width, ET/EF series silicone extrusion light strip
Silicone stopper kit		94-02-00-0047	DW10EA-A	Silicone tail plug kit is suitable for 10mm board width, ET/EF series silicone extrusion light strip

Name	Picture	Code	coding	description
Stopper glue		94-16-03010001	AS-PG-0003	Silicone gel,suitable for ET/EF/EG waterproof LED strip
ET solderless plug		94-03-00-0030	PT210-ETWA	Monochromatic light strip, 10mm board width, ET protection technology
ET press-fit terminals		94-03-00-0031	CBX210-ETWA020	Monochromatic light strip, 10mm board width, ET protection technology
ET press-fit terminal kit		94-03-00-0032	STBX210-ETWA020	Monochromatic light strip, 10mm board width, ET protection technology
Mounting groove		94-02-00-0025	CVT10EA-14100100	Transparent PVC mounting groove,suitable for 10mm FPC,silicone extruded EF/ET strip

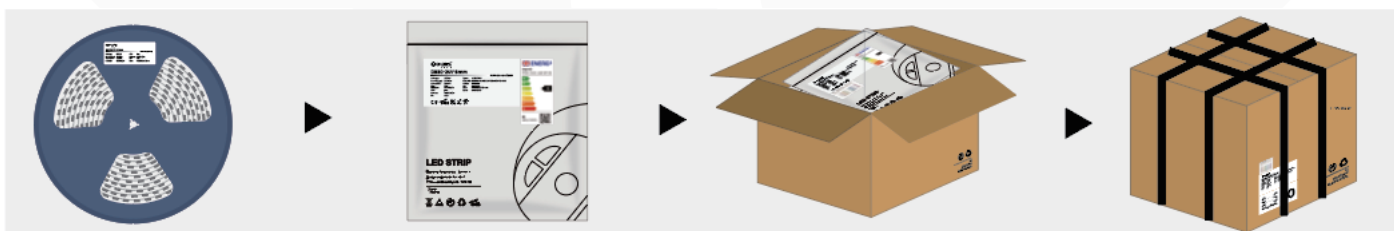
【Packing】

· Engineering packaging of EG/EGR(IP65)/ET(IP67)/EF(IP67)

(free-soldering end caps with 40 cover per box could be ordered separately if needed)



· Engineering packaging of NO(IP20)/NA(IP65).



IP Process	Product size(mm)	Product quantity (m/reel)	Product quantity (m/case)	Product net weight(kg)	Net weight per box(kg)	Gross weight(kg)	Package size (cm)
NO	60000*10*1.5	60	600	1.385	13.85	15.2	41*41*26
NA	60000*10*1.6	60	600	1.42	14.2	15.55	41*41*26
ET	60000*12*4.8	60	120	5.4	10.8	11.265	25.5*25.5*26
EG/EGR	60000*11.3*3.8	60	120	2.465	4.93	5.6695	25.5*25.5*26
EF	60000*12*5	60	120	6.048	12.096	12.561	25.5*25.5*26

Remark:data with 10% tolerance

【Precautions】

- Please drive the led strip with 48VDC isolated power, and the ripple of the constant voltage source should be less than 5%.
 - Please do not bend the strip into an arc with a diameter less than 60mm to ensure the longevity and reliability.
 - Do not fold it in case any damage of LED beads.
 - Do not pull the power wire hard to ensure the longevity. Any Crash may damage the LED light is prohibited.
 - Please make sure the wire is connected to the anode and cathode correctly. The power output should be consistent with the voltage of the strip to avoid damage.
 - LED lights should be stored in dry, sealed environment. Please only unpack it before usage. Ambient temperature: -25 C~40 C. Storage temperature: 0 C~60 C. Please use the strips without waterproof within indoor environment with humidity less than 70%.
 - Please be careful during operation. Do not touch the AC power supply in case of electric shock.
 - Please leave at least 20% power for the power supply during using to ensure there is enough power supply to drive the product.
 - Do not use any acid or alkaline adhesives to fix the product (e.g.: glass cement).
 - Do not scratch the product when IP process of the product is NA. Ultraviolet rays will damage the nano-layers on the product and seriously affect the life of the product.
- * When using dimmer and dimming power supplies like Triac, etc, conduct compatibility tests on the product, dimmers and power supplies to ensure full compatibility. If any issues arise, contact COLORS for technical support.